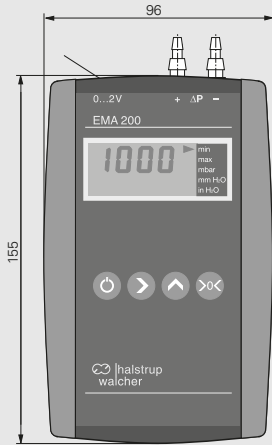


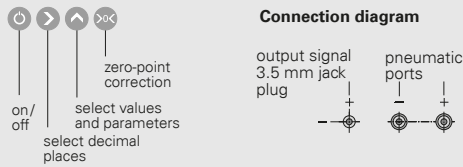


output signal 3.5 mm jack plug



All dimensions in mm

Connection diagram



Features

- High-end pressure gauge for differential pressure and flow measurements
- Adjustable pitot factor and density
- Zero-point correction at the push of a button
- Min./max. value memory
- Temperature measurement
- Time constant (damping) adjustable for measuring of strongly fluctuating input pressures

Order code	A	B
EMA 200	-	-
Measurement range	A	
± 200 Pa	(± 2 mbar)	1.5 .. 18 m/s
± 2 kPa	(± 20 mbar)	5 .. 58 m/s
± 20 kPa	(± 200 mbar)	15 .. 180 m/s
± 200 kPa	(± 2000 mbar)	100
Calibration certificate	B	
none		0
Factory calibration		W
Calibration according to DKD-R 6-1		D

Measurement accuracy ¹⁾	± 0.5 % FS at 22 °C
Temperature coefficient span	max. ± 0.04 %/°C FS
Temperature coefficient zero point	max. ± 0.04 %/°C FS (for gradual changes in temperature)
Overload capacity	10 x for measurement ranges ≤ 20 kPa 2 x for measurement ranges 200 kPa
Calculation of air speed (in m/s)	$v = \text{pitot factor} \cdot \sqrt{(2 \cdot \Delta p) / \text{air density}}$ pitot factor and density adjustable, Δp = differential pressure at the pitot tube [Pa] with telescoping pitot tube
Zero-point correction	performed electronically by pressing zero-point key
Medium	air, all non-aggressive and non-flammable gases
Output signal	0 .. 2 V ($R_L \geq 2 \text{ k}\Omega$)
Display	3 ½ digit LCD, character height = 10 mm
Time constant (damping) (adjustable)	1 .. 10 s
Operating temperature	0 .. 50 °C
Storage temperature	-10 .. 70 °C
Power supply	9 V battery (service life approx. 100 h) (display reads "low bat" when power falls below a certain minimum level); Switches off automatically after approx. 20 min.
Weight	approx. 400 g
Pressure ports	for tubing NW 4 or 6 mm
Certificates	CE/UKCA

¹⁾ Measurement accuracy for the reference 0.3 Pa, for measuring ranges ≤ ± 1.5 kPa

Accessories



Shoulder bag EMA 200

Order no. 9074.0001

Carrying bag EMA 84

Order no. 9063.0001

(without LCD viewing window)

Order no. 9064.0001

(with LCD viewing window)



Silicone tubing ID 5 mm, AD 9 mm, red
(please state length required)

Silicone tubing ID 5 mm, AD 9 mm, blue
(please state length required)

Norprene tubing ID 4,8 mm, AD 8 mm, black
(please state length required)

Y-piece for tubing, NW 5mm

Telescoping pitot tube for flow measurements (EMA 200)

Order no.

9601.0160

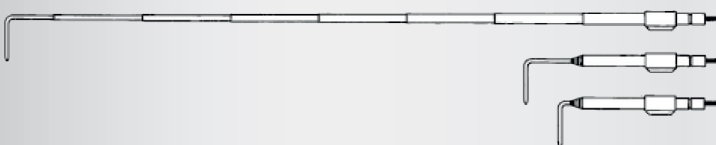
9601.0161

9061.0132

9601.0171

9061.0193

Telescoping pitot tube for flow measurements



Max. working length: 980 mm

Min. working length: 250 mm

Transport length: approx. 200 mm